

SLEE medical

slidetec WATER/HEAT

Waterbath and Slidewarmer




Space saving

Convenient

Easy cleaning

DESIGN AND MANUFACTURING
MADE IN GERMANY





slidetec

WATER/HEAT

The SLEE waterbath and slide warmer combination slidetec WATER/HEAT is designed for stretching paraffin sections and subsequently drying and baking these on microslides. This instrument combines functional design with safety and ergonomic features that improve process reliability and convenient use.

The single units are available as slidetec WATER and slidetec HEAT.

- **EASY WORK** Ergonomic oriented and spacious drying area for slides
- **EASY VIEW** Integrated water bath illumination
- **EASY CLEAN** Separable glass water bath
- **EASY SAFE** Overheat protection
- **EASY PRECISION** Microprocessor thermostat control
- **EASY EFFICIENCY** Programmable working hours


Specifications

Capacity water bath	2 liters
Capacity slide warmer	30 slides
Dimension (width x depth x height)	370 x 560 x 230mm
Weight	18kg
Temperature range	RT to 60°C (waterbath) RT to 80°C (stretching table)
Electrical parameters	115 or 230V; 50/60Hz
Consumption	600W

Options

	Item No.
Lid for slidetec WATER or WATER/HEAT for covering glass through	13000550

slidetec WATER/HEAT 230V, 50/60Hz	Item No. 13000500
slidetec WATER/HEAT 115V, 60Hz	Item No. 13000501




slidetec HEAT

Specifications

Capacity slide warmer	30 slides
Dimension (width x depth x height)	350 x 370 x 230mm
Weight	15kg
Temperature range	RT to 80°C
Electrical parameters	115 or 230V; 50/60Hz
Consumption	300W

slidetec HEAT 230V, 50/60Hz	Item No. 13000510
slidetec HEAT 115V, 60Hz	Item No. 13000511



slidetec WATER

Specifications

Capacity water bath	2 liters
Dimension (width x depth x height)	350 x 370 x 230mm
Weight	10kg
Temperature range	RT to 60°C
Electrical parameters	115 or 230V; 50/60Hz
Consumption	300W

slidetec WATER 230V, 50/60Hz	Item No. 13000520
slidetec WATER 115V, 60Hz	Item No. 13000521

slidetec WATER s

Specifications

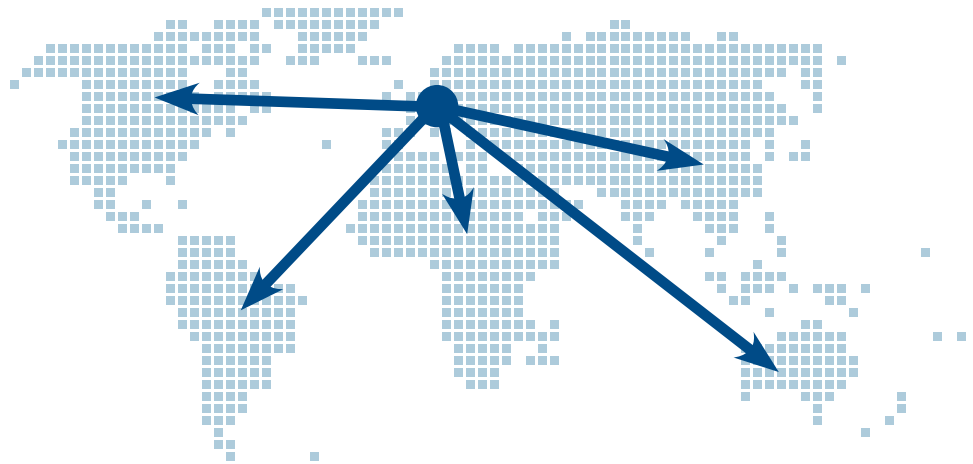
Capacity water bath	2 liters
Dimension (width x depth x height)	350 x 370 x 230mm
Weight	2kg
Temperature range	RT to 60°C
Electrical parameters	115 or 230V, 50/60Hz
Consumption	300W

slidetec WATER s 230V, 50/60Hz	Item No. 13000520
slidetec WATER s 115V, 60Hz	Item No. 13000521



Cooperation with distribution partners all over the globe.

Africa
Asia
Australia
Europe
Middle East
North America
South America



SLEE medical GmbH
Lise-Meitner-Strasse 11
55129 Mainz · Germany

Tel. +49 6131 95871-0
mail@slee.de



www.slee.de



 LinkedIn



 YouTube

SLEE medical